

## April

### SUPPLIES:

- Fire extinguisher
- More propane/outdoor cooking fuel
- + 1 day of food, water and cash

### TASKS:

- Practice a fire/earthquake drill
- Learn how to shut off your utilities



FEMA News Photo

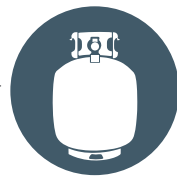
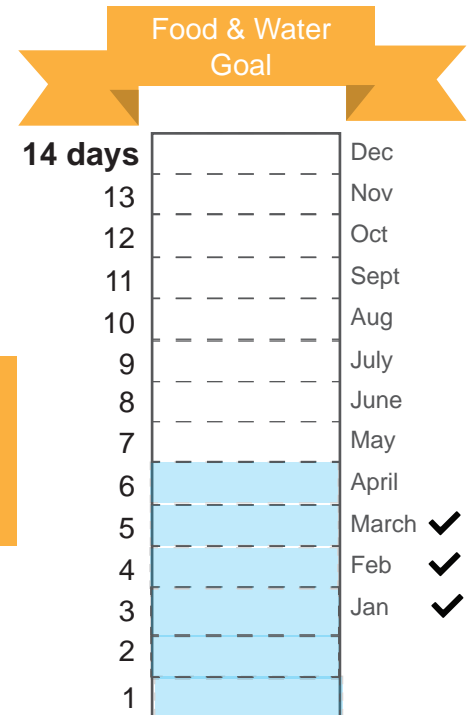
## FIRE IS THE MOST COMMON HAZARD AFTER AN EARTHQUAKE

That's why it's important to:

1. Have an evacuation plan
2. Know how to shut off utilities
3. Keep a fire extinguisher on hand



**Pro Tip:** Following a disaster, experts suggest putting your fire extinguisher on the sidewalk or where neighbors can see it. This way, if a neighbor has a small fire after a disaster, extinguishers are on hand.



In a long-term emergency, it will be helpful to have fuel for cooking and boiling water. Propane works well to power camp stoves or barbecue grills, but there are other options such as charcoal, wood and butane. Never store liquid fuel indoors. It should be stored in a location that gets little to no direct sunlight and has ventilation.



Add 1 day to the food, water and cash you stored last month. Continue to prioritize non-perishable, high protein, easy-to-prepare items like canned foods, nuts, and dried fruits. One day of water = 1 gallon/person.



For the home, select a multi-purpose extinguisher (ABC rating) that is large enough to put out a small fire, but not so heavy as to be difficult to handle. Learn how to use it before disaster strikes!

# Turning off utilities after a disaster

In case of a disaster of any type, it may be necessary to turn off utilities to avoid damage to your home.

## Gas

According to FEMA, natural gas leaks and explosions are responsible for a significant number of fires following disasters. If you have gas appliances, you need to know how to keep your home safe before and after an earthquake or other disaster. Visit [www.nwnatural.com](http://www.nwnatural.com) for more information.

## Electricity

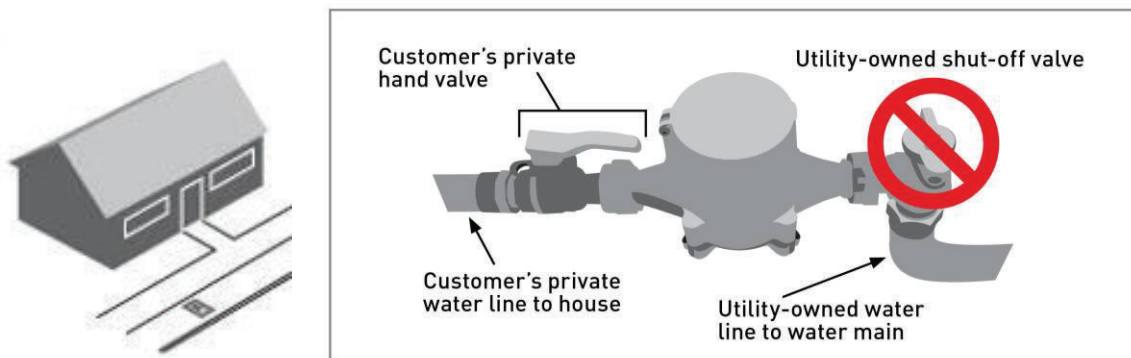
Unlike gas, turning off the electricity doesn't require any tools. If your lights are flickering or you suspect any damage, locate the electrical circuit box and switch off all the individual circuits. Then turn off the main circuit.

## Water

It is important to know where your water meter is located before an emergency occurs. Your water meter should be located in the ground in front of your house near the street. If your house is on a corner lot, your water meter could be either on the front or side street. Contact EWEB Water Operations at 541-685-7595 if you are unable to locate your water meter.

Often there are two valves that shut off the water: the curb stop (EWEB valve) and the customer hand valve. The curb stop is the valve that shuts the water off to the water meter. The customer hand valve is located directly after the water meter.

Check your water meter to find the customer hand valve before an emergency occurs. If you do not have a hand valve, we can help you with a rebate for installation or replacement of your hand valve. Learn more at [eweb.org/emergencyprep](http://eweb.org/emergencyprep)



After an earthquake, don't turn utilities back on until you've been notified by EWEB that it is safe to do so.